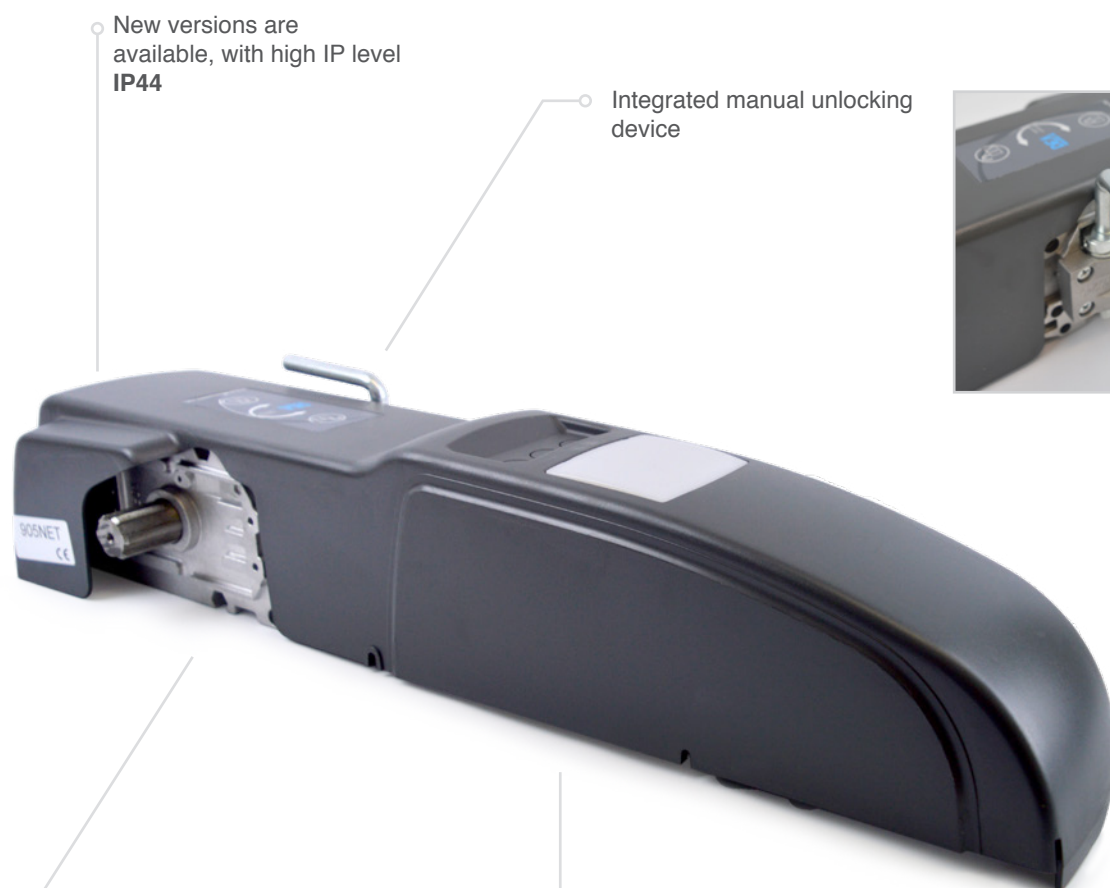


LIVI 902

Electromechanical automation for counterweight overhead doors
1 operator up to 9m² - 2 operators over 9m²




New versions are available, with high IP level **IP44**

Integrated manual unlocking device



External unlocking device with art. 960C



Strong mechanical and metal cogs



NETLINK OPERATOR

This operator is compatible with the NETLINK System and can be programmed with DEAIInstaller and NETBOX



Compatible with the Apps



230V ~ operators with control board, without fixing plate



	COD.	Art.					OTHER CHARACTERISTICS
NEW	633414	905NET/IP/BF		NET230N	1.400	✓	<ul style="list-style-type: none"> Designed for unlocking device by cable Magnetic encoder IP44

All 905 models: control board included art. NET230N. Fixing plate not included.

230V ~ operators without control board and fixing plate

	COD.	Art.				OTHER CHARACTERISTICS
NEW	633353	902EN/IP/BF		1.400	✓	<ul style="list-style-type: none"> Designed for unlocking device by cable Magnetic encoder IP44

All 902 models: control board and fixing plate not included.

Control board to complete the installation: control board cod. 677610 art. NET230N/C (with box)

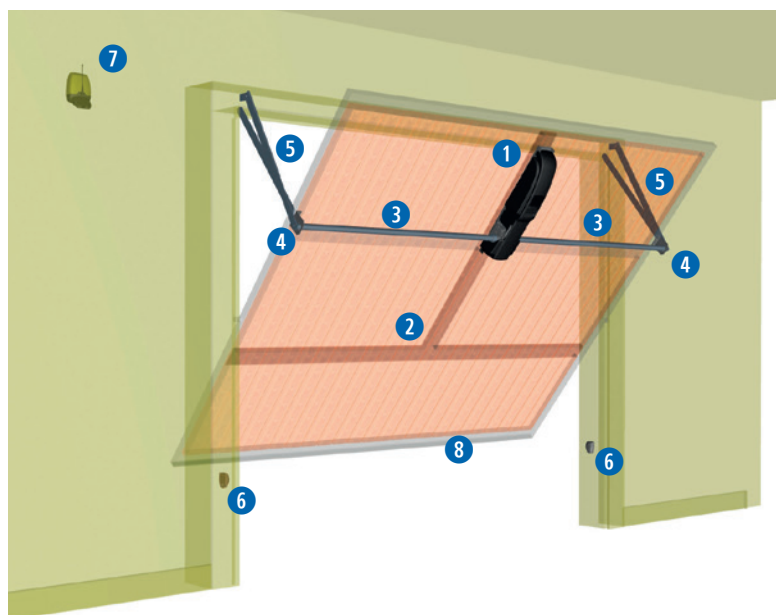
24V ~ operators with control board, without fixing plate



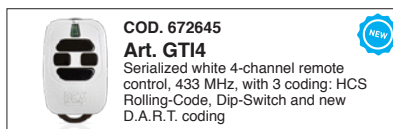
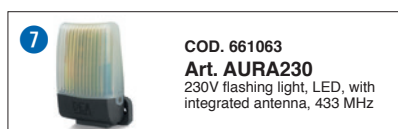
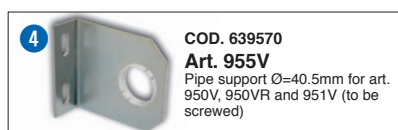

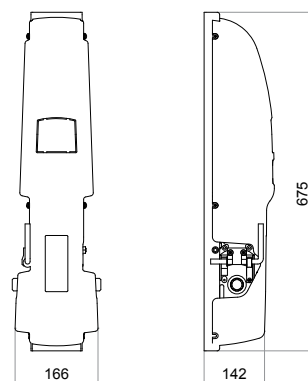
	COD.	Art.					OTHER CHARACTERISTICS
NEW	633432	905/24NET/BF		NET24N	1.400	✓	<ul style="list-style-type: none"> To place external unlocking device handle Magnetic encoder
	633175	902/24EN/BF		NET24N	1.400	✓	<ul style="list-style-type: none"> Designed for unlocking device by cable Magnetic encoder

TECHNICAL INFO	905NET/IP/BF - 902EN/IP/BF	905/24NET/BF - 902/24EN/BF
Motor power supply (V)	230V ~ ± 10 % (50/60 Hz)	24V ~
Maximum power absorption (W)	300	80
Max torque (Nm)	295	180
Duty cycle (cycles/hours)	28	35
N. max cycles in 24h.	220	290
Built-in capacitor (µF)	8	-
Operating temperature (°C)	-20 ÷ 40	
Motor thermal protection (°C)	150	-
Speed (rpm)	1,7	2,2
Weight with packing (Kg)	11	10
Sound pressure (dBA)	< 70	< 70
Protection level	IP44	IPX0

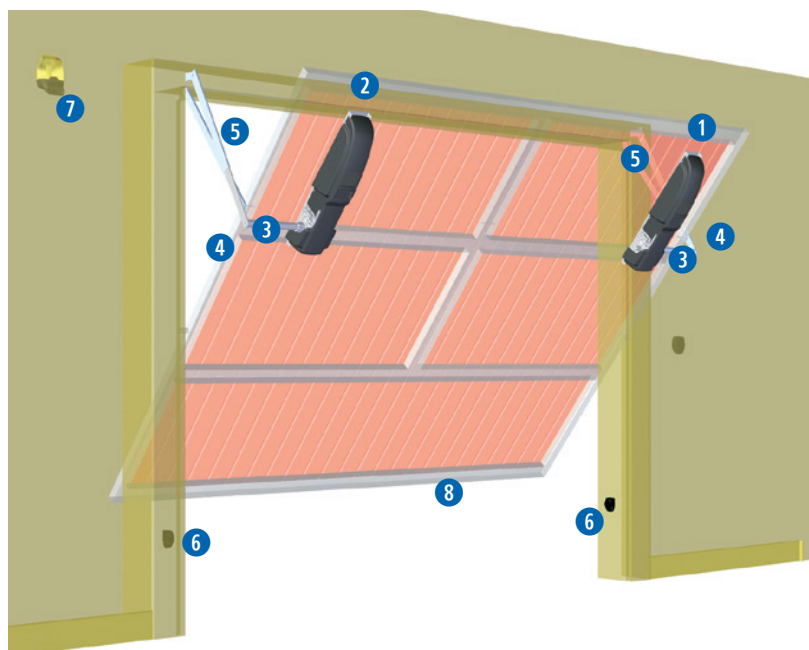
EXAMPLE OF A TYPICAL INSTALLATION WITH 1 OPERATOR



DIMENSIONS



EXAMPLE OF A TYPICAL INSTALLATION WITH 2 OPERATORS




COD. 633414
Art. 905NET/IP/BF
Operator for counterweight overhead door




COD. 633353
Art. 902EN/IP/BF
Operator without control board for counterweight overhead door



COD. 639160
Art. 954V
Splined bushing L=300 mm (to be screwed)



COD. 639560
Art. 955
Pipe support Ø=30mm (to be screwed)



COD. 639140
Art. 950V
Telescopic straight arm to be screwed, right and left



COD. 380360
Art. 953C
Fixing plate L=675mm



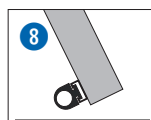
COD. 662080
Art. LINEAR/XS
Pair of mini synchronizable photocell for outdoor installation. Maximum range 20m



COD. 661063
Art. AURA230
230V flashing light, LED, with integrated antenna, 433 MHz



COD. 672645
Art. GTI4
Serialized white 4-channel remote control, 433 MHz, with 3 coding: HCS Rolling-Code, Dip-Switch and new D.A.R.T. coding



COD. 667051
Art. SOFTP
Safety rubber profile (complete with aluminium base) useful to reduce the impact forces (24m)



COD. 639100
Art. 960C
Hole cover with key for external unlocking




COD. 668010
Art. 127
Warning sign


SPECIFIC ACCESSORIES




COD. 380360
Art. 953C
Fixing plate L=675mm




COD. 380370
Art. 953N
Fixing plate L=1300mm



COD. 380380
Art. 953NL
Fixing plate L=2000mm



COD. 639560
Art. 955
Pipe support Ø=30mm (to be screwed)



COD. 639570
Art. 955V
Pipe support Ø=40.5mm for art. 950V, 950VR and 951V (to be screwed)




COD. 639070
Art. 952BL
Pair of pipes with bushing, L=2000mm (for central mounting)



COD. 639040
Art. 950
Telescopic straight arm to be welded (profile 40x10mm)



COD. 639140
Art. 950V
Telescopic straight arm to be screwed, right and left



COD. 639050
Art. 951
Telescopic bent arm to be welded (profile 40x10mm)




COD. 639151
Art. 951V SX
Telescopic bent arm to be screwed (left side)



COD. 639150
Art. 951V DX
Telescopic bent arm to be screwed (right side)



COD. 639080
Art. 954
Splined bushing L=35mm (for side mounting)



COD. 639360
Art. 950BS
Galvanized steel telescopic arm with 50 mm splined bushing



COD. 629190
Art. 560BT
Reinforced galvanized steel telescopic arm with splined bushing



COD. 639121
Art. 960PN
Start push button to be mounted on the cover



COD. 639160
Art. 954V
Splined bushing with pipe L=300mm to be screwed



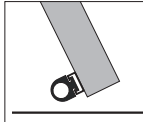
COD. 639111
Art. 560F - 960F
Limit switches set



COD. 430650
Art. 960BF
Unlocking device by cable (4m)



COD. 639100
Art. 960C
Hole cover with key for external unlocking



COD. 667051
Art. SOFTP
Safety rubber profile (complete with aluminium base) useful to reduce the impact forces (24m)